

2021 Work Study Funding Recommendations

Prepared by:
Muskan Jaswal
Work Study Assistant, Co-op Student
Email: workstudy.ok@ubc.ca

Purpose

This report is intended to provide a high-level overview of the 2021 Work Study application and funding approval outcomes.

Application period	December 1, 2020 – January 10, 2021
Total applications	79
Summer applications	\$523,913.60 (34, 468 hours at \$15.20 per hour)
Winter applications	\$638,669.80 (42,017.75 hours at \$15.20 per hour)
Total applied	\$1,162,583.40 (76,485.75 at \$15.20)
2021 Budget	\$949,440.28

Funding Recommendations

The funding approval rate of the applications have doubled since last year and the number of applications waitlisted has reduced significantly. The funding budget allows more applications to be funded, creating more opportunities for students on campus.

	Approval in Full	Partial Approval	Waitlist	Ineligible*	Total
Applications	70	6	2	1	79
Hours	76,485.75	3,128	520	1,496	81,629.75

* *Ineligible applications include operational requests and applications over the 2/supervisor maximum*

1. Full Funding: Summer and Winter applications

Full funding is recommended for summer and winter applications scoring 19.25 - 24.*

*Additional funding was received partway through summer session, and all Winter projects received full funding

2. Partial Funding: Summer and Winter applications

Applications scoring 18.75 - 19 are recommended to receive funding for one full position in the summer term (340 hours) and one full position in the winter term (408 hours) with any additional hours waitlisted.

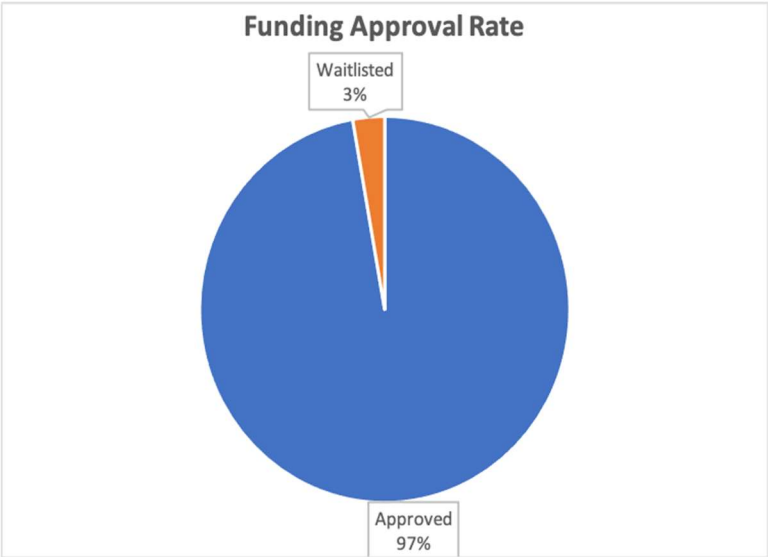
3. Waitlist: Summer and Winter applications

It is recommended that applications with a score of 18.5 or less to be waitlisted for the summer and winter terms.

Upon review in the fall, all waitlisted winter term projects were funded

Funding Approval Rates

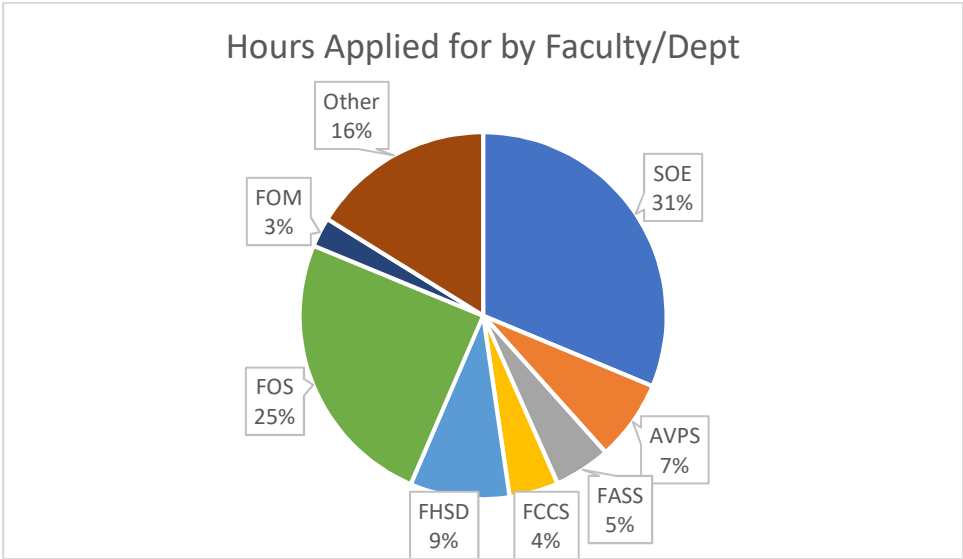
The Work Study budget 2021 allows us to fund 97% of the number of hours applied for.



Funding by Faculty/ Department

Applications

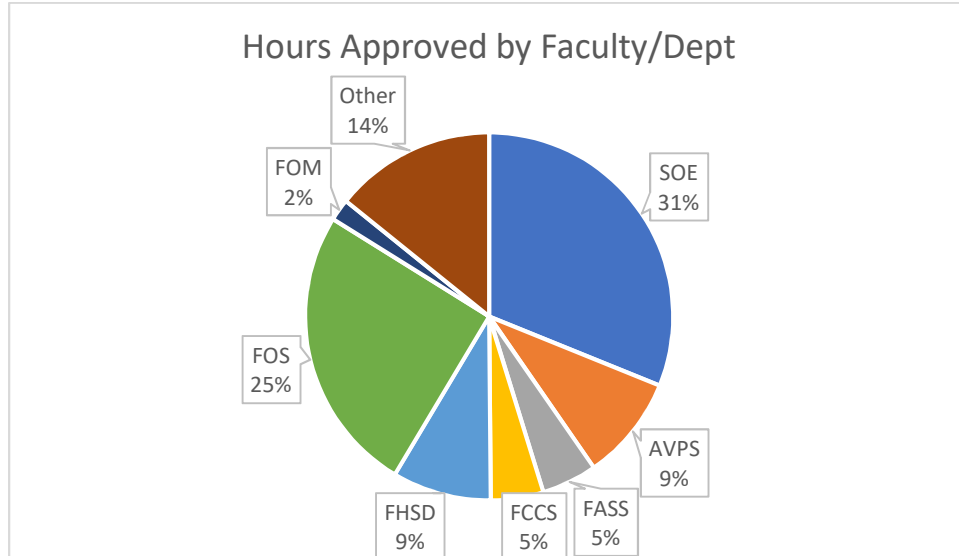
Faculties accounted for 81% of the total of the funding requests, while 19% of the total hours were applied for by the rest of the campus community.



**Other includes: Equity & Inclusion Office, AVPS, Southern Medical Program, Healthy living and Chronic Disease Prevention and Vice Principal, Research*

Approvals

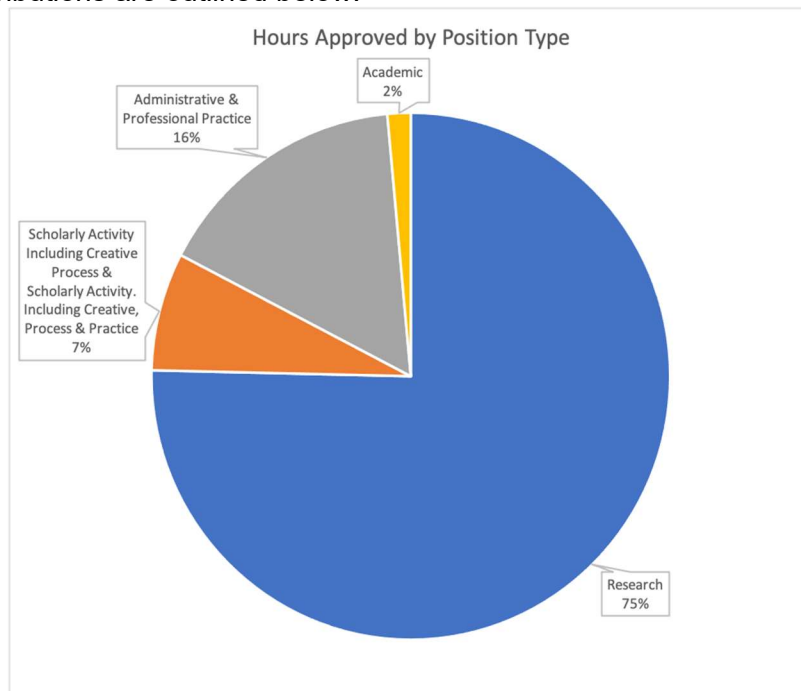
Faculties will account for 81% of the total funding, while 19% will account for the rest of the campus community.



**Other includes: Equity & Inclusion Office, AVPS, Southern Medical Program, Healthy living and Chronic Disease Prevention and Vice Principal, Research*

Types of Work Funded

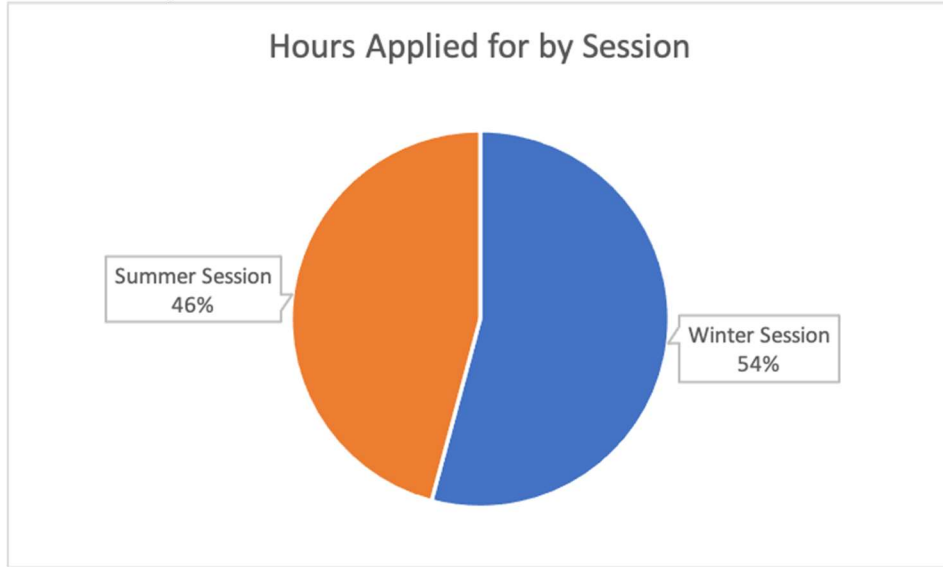
The funding distributions are outlined below.



Approvals by Session

Applications

Of the hours applied for, 46% were for the period May 1 – August 31 while 54% were for the period September 1 – April 30.



Approvals

Of the hours approved for, 28% were for the period May 1 – August 31 while 72% were for the period September 1 – April 30.

